



# MULTI-TANK OIL TRAILER

DIESEL | OIL | COOLANT | RECLAIM | DEF | GREASE

## STANDARD FEATURES

### TRAILER FEATURES

- Dual Coat Polyurethane Paint
- Diamond Plate Rock Guard on Fenders & Frame
- Replaceable Bolt-on Fenders
- Lockable Hatch-Style, Weather-Sealed Doors
- Dexter® Torsion Axles and EZ Lube Hubs
- Self Adjusting Electric Brakes
- Breakaway Safety System
- 10-Ply Tires, ST235/80R16 Load Range E with Steel Wheels
- 7,000 lb. Enclosed Jack
- Safety Tow Chains
- Adjustable Height 2 5/16" Ball Hitch
- Reflective Tape and LED Lights
- Wiring Wrapped in Protective Braid
- 7.5" x 1/4" Formed Frame
- Automatic Interior LED Lighting
- Fire Extinguisher

### TANK FEATURES

- 115 Gallon 7 Gauge Tanks with Sloped Bottoms
- 25 and 55 Gallon 10 Gauge Tanks with Sloped Bottoms
- Spinsecure™ Caps
- Color Coded Nozzle Couplers for Oil and Coolant
- Sight Fuel Level Gauges
- Tank Vents

## OPTIONS

Items with + can be added any time to expand the functionality of the trailer as your operation grows.

- WorkSight Light Tower +
- Electric/Hydraulic Jack +
- 14-Ply Tires, ST235/85R16, Load Range G
- Spare Tire Kit with 10 or 14-Ply Tires +
- Aluminum Wheels
- Custom Paint Color
- Solar Battery Maintainer
- Spill Containment Kit +
- Static Discharge Reel +
- Pintle Hitch +
- DEF Delivery System (details at right) +
- Stationary Side Steps +

## CONFIGURATIONS

**Both Grease AND Reclaim Available**

**Either Grease OR Reclaim Available**

**Diesel System Available**

**DEF System Available**

Number of Fresh Oils & Coolant Systems

	1	2	3	4
Both Grease AND Reclaim Available	yes	yes	--	--
Either Grease OR Reclaim Available	--	--	yes	yes
Diesel System Available	yes	yes	yes	yes
DEF System Available	yes	yes	yes	yes

## MAIN FLUID OPTIONS

### OIL SYSTEMS

- 50' Retracting Reel, 1/2" Hose
- Samson® PumpMaster4 5:1 Ratio Pump, 2.1 GPM\*
- Mechanical Preset Nozzles (Quarts)

### COOLANT SYSTEM

- 50' Retracting Reel, 1/2" Hose
- Samson® PumpMaster2 1:1 Ratio Pump, 2.1 GPM
- Mechanical Preset Nozzles (Quarts)

### USED OIL RECLAIM SYSTEM

- 35' Retracting Reel, 1" Hose
- 4 Way Valve to Empty/Fill with Single Pump
- Samson® DP200 Diaphragm Pump
- Able to Connect 2 Tanks
- Used Filter Drain Box (Removable for use as an Oil Drain Pan)

### DIESEL SYSTEM (FRONT BOX)

- Industrial Grade 12V or Gas Powered Pump
- 35' or 50' Retracting Hose Reel
- Extruded Aluminum Pump Manifold
- 10 Micron Filter or Two-Stage Filter Option (10+4)
- 12V Deep Cycle Battery and 12' Power Cables
- Auto-Trip Nozzle
- Analog and Digital Fuel Meter Options
- Electric Manifold Option

\*Flow rates calculated with 15W40 at 50°F & 100 psi air.

## ADDITIONAL FLUIDS

### DEF SYSTEM

- 100 Gallon Poly DEF Tank
- Closed 2-in-1 Pumping System with 12V Pump
- 35' or 50' Retracting Reel
- Digital Meter Available
- 120V DEF Heater Available

### GREASE SYSTEM

- 50' Retracting Reel, 1/4" Hose
- Samson® PumpMaster3 55:1
- Trigger Nozzle
- 35 lbs. Grease Kit






## PNEUMATIC SYSTEMS

- Comp/Gen with 50' Air/Electric Combo Reel
- Air Compressor with 50' x 1/2" Air Reel
- Air Line Plumbed Through Hitch for External Air Supply

## SPECIFICATIONS

Shown with optional aluminum wheels

			
Model	MTO460	MTO690	MTO920
Capacity	4 segments   460 gal. total	6 segments   690 gal. total	8 segments   920 gal. total
Tanks	7 & 10 gauge	7 & 10 gauge	7 & 10 gauge
Torsion Axles   Hubs	dual 5,000 lbs. axles   8 bolt hubs	dual 6,000 lbs. axles   8 bolt hubs	dual 7,000 lbs. axles   8 bolt hubs
L   W   H	19' 4"   7'   6"	19' 4"   7'   6"	21' 4"   7'   6"
Empty Weight*   GVWR	6,000 lbs.   10,000 lbs.	6,500 lbs.   12,000 lbs.	7,000 lbs.   14,000 lbs.