



# ECONOMY TRAILER

THUNDER CREEK QUALITY AT A GREAT PRICE



FEATURED MODEL: EV750

## STANDARD FEATURES

### TRAILER FEATURES

- Dual Coat Grey Polyurethane Paint
- Diamond Plate Rock Guard on Fenders and Frame
- Replaceable, Bolt-on Fenders
- Lockable Hatch-Style, Weather-Sealed Doors

- Dexter® Torsion Axles and EZ Lube Hubs
- Electric Brakes with Breakaway Safety System
- 10-Ply Tires, ST235/80R16, Load Range E with Steel Wheels

### TANK AND PUMPING SYSTEM

- 7 gauge, 6" Formed Frame 3 Year Frame Warranty
- Dexter® Torsion Axles and EZ Lube Hubs
- Electric Brakes with Breakaway Safety System
- 10-Ply Tires, ST235/80R16, Load Range E with Steel Wheels
- 7,000 lb. Jack and Safety Tow Chains

- DOT Placards and Reflective Tape
- LED Fender Lights
- Dual Coat Gray Polyurethane Paint
- Adjustable Height 2 5/16" Ball Hitch
- Wiring Wrapped in Protective Braid



## OPTIONS

Items with + can be added any time to expand the functionality of the trailer as your operation grows.

### TRAILER OPTIONS

- Rock Guard Kit
- Fuel Meter +
- Aluminum Wheels
- WorkSight Light Tower +
- 14-Ply Tires, ST235/85R16, Load Range G
- Solar Battery Maintainer +
- Battery Kit +
- Spare Tire Kit with Standard Tire +
- Custom Color



## DEF READY

A 50 gallon DEF Delivery System + can be added to Economy Trailers at any time. This option includes:




- High Density Polyethylene (HDPE) tank
- Bi-Directional pump
- 20' Hose
- Auto-Trip Nozzle
- Battery Clips

### MAINTAINS DEF PURITY

Each is ISO 22241 compliant and equipped with the 2-in-1 DEF Pumping System to maintain DEF purity in any environment.

## SPECIFICATIONS

Shown with optional aluminum wheels

			
Model	<b>EV500</b>	<b>EV750</b>	<b>EV990</b>
Tanks	7 gauge   one baffle	7 gauge   two baffles	7 gauge   three baffles
Torsion Axles   Hubs	single 6,000 lbs.   8 bolt	dual 5,000 lbs.   8 bolt	dual 6,000 lbs.   8 bolt
L   W   H	10'   7'   6"	12' 2"   7'   6"	14' 6"   7'   6"
Empty Weight   GVWR	1,760 lbs.   6,000 lbs.	2,575 lbs.   10,000 lbs.	3,000 lbs.   12,000 lbs.